



4. Make sure that the top part is locked into the bottom part. The screw holes of both parts must be in line.



TITAN SKIN^{VR}

for HTC vive pro
- Instruction guide -

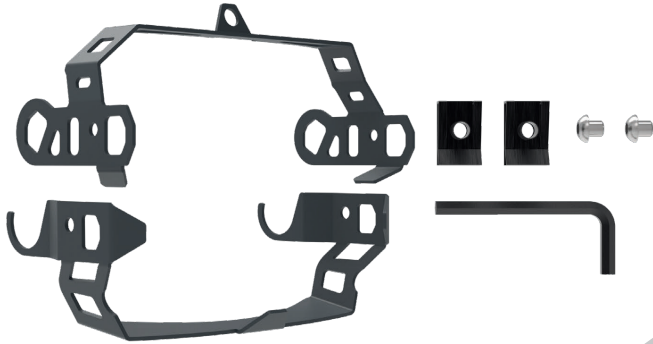
5. Screw in both screws.



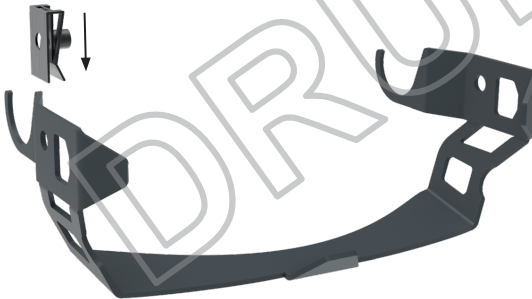
www.titanskinvr.com
info@titanskinvr.com



1. Check if the package contains all parts



2. Put the U-clips over the bottom part, with the screw holes in line.



3. Place the bottom part under the HMD



4. Slide the top part onto the VR headset.

